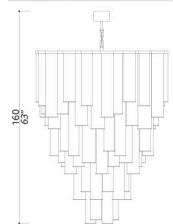


ICE



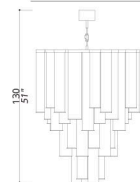
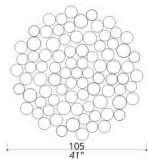
911-BB-08

CHANDELIER

COMPOSITION OF PARCHMENT UPHOLSTERED PLEXIGLASS TUBES, 50 CENTIMETRES OF CHAIN INCLUDED.

STRUCTURE IN F_10 (NATURAL BRASS); CONNECTION BOX AND DETAILS IN F_12 (BRUSHED&BURNISHED BRASS).

24 LIGHTS
TYPE E14
+ 8 TYPE G9



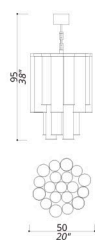
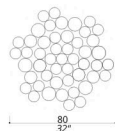
912-BB-08

CHANDELIER

COMPOSITION OF PARCHMENT UPHOLSTERED PLEXIGLASS TUBES, 50 CENTIMETRES OF CHAIN INCLUDED.

STRUCTURE IN F_10 (NATURAL BRASS); CONNECTION BOX AND DETAILS IN F_12 (BRUSHED&BURNISHED BRASS).

16 LIGHTS
TYPE E14
+ 8 TYPE G9



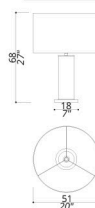
913-BB-08

PENDANT

COMPOSITION OF PARCHMENT UPHOLSTERED PLEXIGLASS TUBES, 50 CENTIMETRES OF CHAIN INCLUDED.

STRUCTURE IN F_10 (NATURAL BRASS); CONNECTION BOX AND DETAILS IN F_12 (BRUSHED&BURNISHED BRASS).

8 LIGHTS
TYPE E14
+ 8 TYPE G9



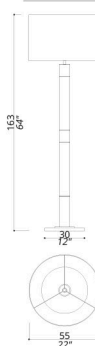
931-BB-11

TABLE LAMP

NATURAL PARCHMENT UPHOLSTERED WOOD CYLINDERS; METAL BASE.

STRUCTURE IN F_10 (NATURAL BRASS); DETAILS AND BASE IN F_13 (BURNISHED BRASS FINISH); METAL BASE.

1 LIGHT
TYPE E27



941-BB-11

FLOOR LAMP

NATURAL PARCHMENT UPHOLSTERED WOOD CYLINDERS; METAL BASE.

STRUCTURE IN F_10 (NATURAL BRASS); DETAILS AND BASE IN F_13 (BURNISHED BRASS FINISH); METAL BASE.

1 LIGHT
TYPE E27